

# Iran, Islamic Republic of

## Statistical Country Profile



Edition 09/2025

This country profile is based on international sources.

Publication date: Tuesday 16<sup>th</sup> September, 2025

Contact us: [www.destatis.de/contact](https://www.destatis.de/contact)

Phone: +49 611 75 2405

© Federal Statistical Office of Germany (Destatis), 2025

Reproduction and distribution, also of parts, are permitted, provided that the source is mentioned.

## Contents

General information .....	3
Economy and finance .....	3
Population .....	5
Health .....	7
Education .....	7
Labour force .....	7
Living conditions .....	9
Manufacturing .....	9
Agriculture and forestry .....	9
Foreign trade .....	10
Transport .....	12
Environment and energy .....	12
Science, research and technology .....	13
Sources .....	13



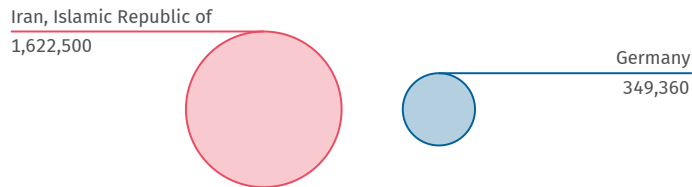
## General information

Capital city  
**Tehran**

Official language  
**Persian**

Currency  
**Iranian Rial**

Land area in relation to Germany  
km<sup>2</sup>



Source: WB-WDI



## Economy and finance

Gross domestic product  
(GDP), total  
bn US\$  
**401**  
(2024)

Source: IMF-WEO

GDP,  
real change  
% since 2000  
**+106**  
(2024)

Source: IMF-WEO\*

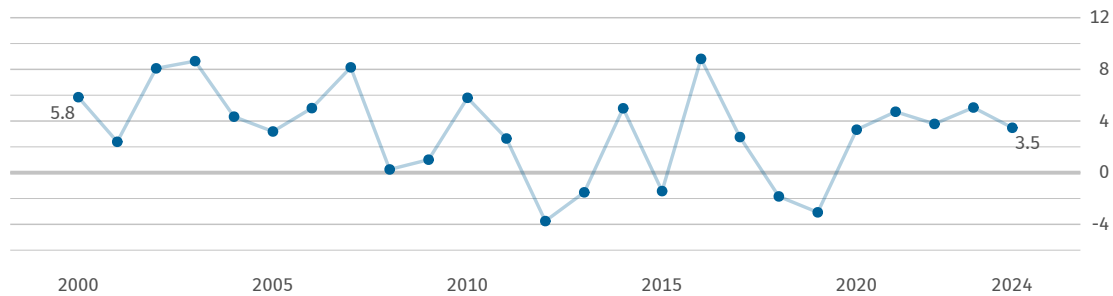
GDP  
per capita  
US\$  
**4,633**  
(2024)

Source: IMF-WEO

GDP  
per capita  
internat. US\$  
**19,577**  
(2024)

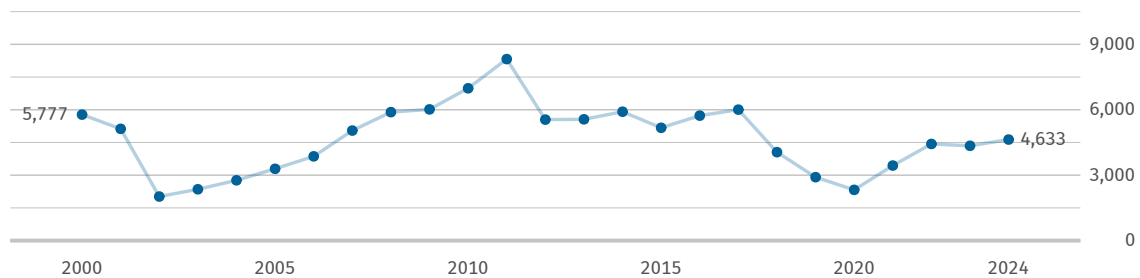
Source: IMF-WEO

Gross domestic product, real change  
% on previous year



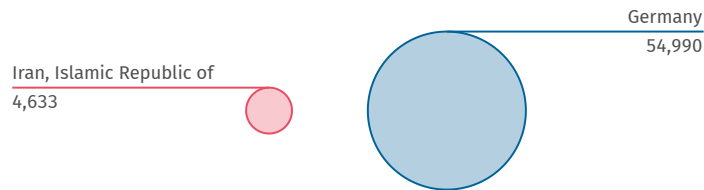
Source: IMF-WEO

Gross domestic product per capita  
US\$



Source: IMF-WEO

Gross domestic product per capita in relation to Germany, 2024  
US\$



Source: IMF-WEO

Inflation rate  
(change of consumer  
price index)  
% on previous year

**+32.5**  
(2024)

Source: IMF-IFS

General government  
gross debt

% of GDP

**36.8**  
(2024)

Source: IMF-WEO

General government  
net lending / borrowing

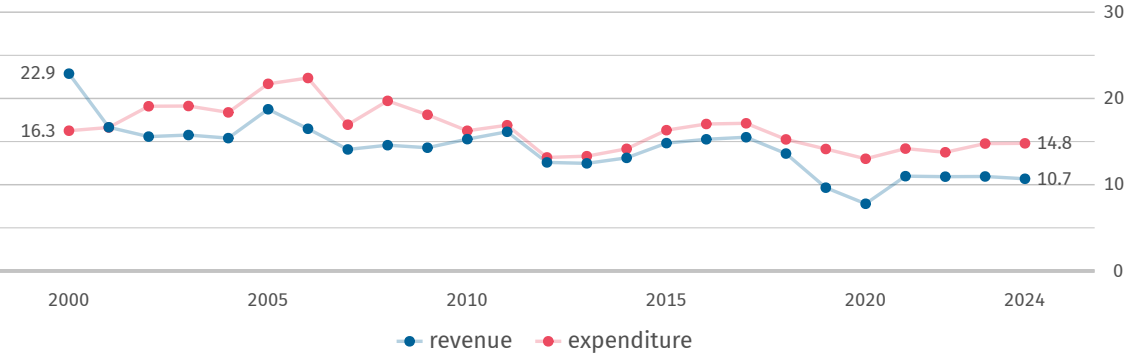
% of GDP

**-4.1**  
(2024)

Source: IMF-WEO

General government revenue and expenditure

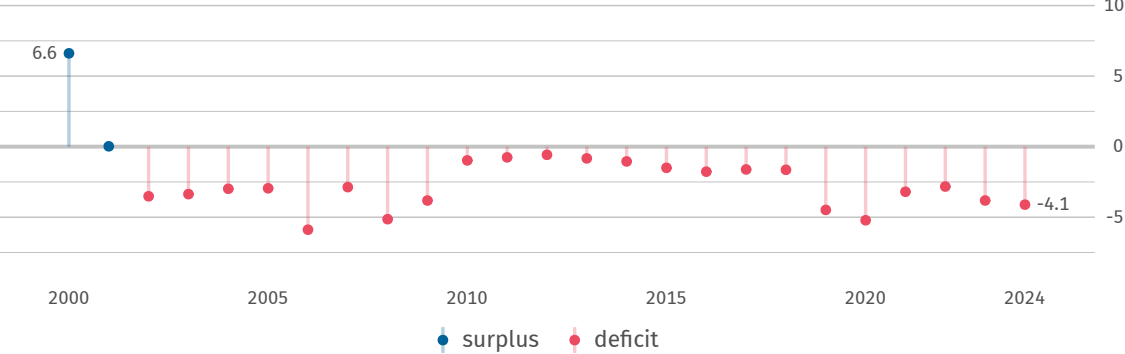
% of GDP



Source: IMF-WEO

General government net lending / borrowing

% of GDP



Source: IMF-WEO

Foreign direct  
investment (FDI):  
inward stocks

bn US\$  
**63.058**  
(2023)

Source: UNCTAD

Foreign direct  
investment (FDI):  
outward stocks

bn US\$  
**4.325**  
(2023)

Source: UNCTAD

Foreign direct  
investment (FDI):  
net flow, inward

bn US\$  
**1.422**  
(2023)

Source: UNCTAD

Foreign direct  
investment (FDI):  
net flow, outward

bn US\$  
**0.087**  
(2023)

Source: UNCTAD



## Population

Population  
total

1,000  
**91,568**  
(2024)

Source: WB-WDI

Population  
density  
inhabitants per km<sup>2</sup>

**55**  
(2022)

Source: WB-WDI

Life expectancy  
at birth (women)  
years

**79.6**  
(2023)

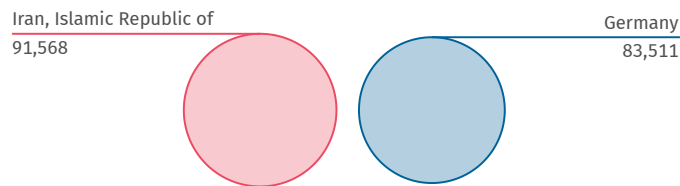
Source: WB-WDI

Life expectancy  
at birth (men)  
years

**75.8**  
(2023)

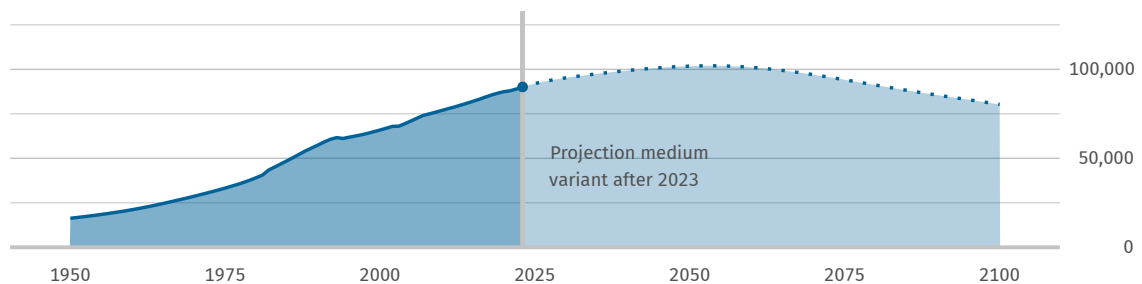
Source: WB-WDI

Population in relation to Germany, 2024  
1,000



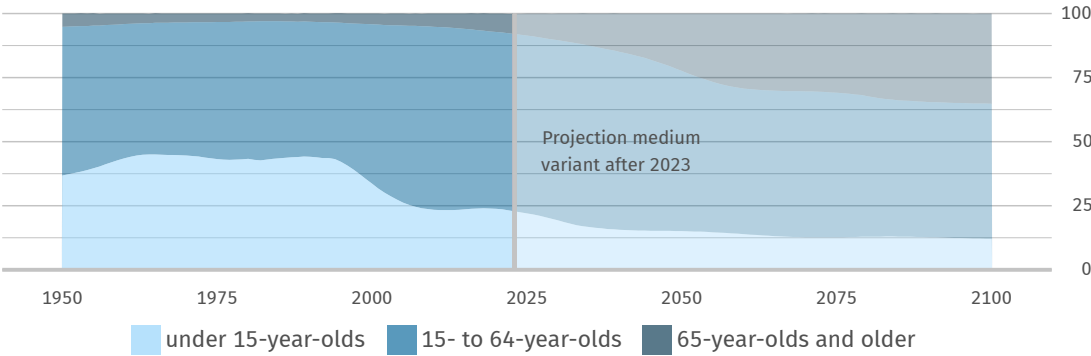
Source: WB-WDI

Population  
1,000

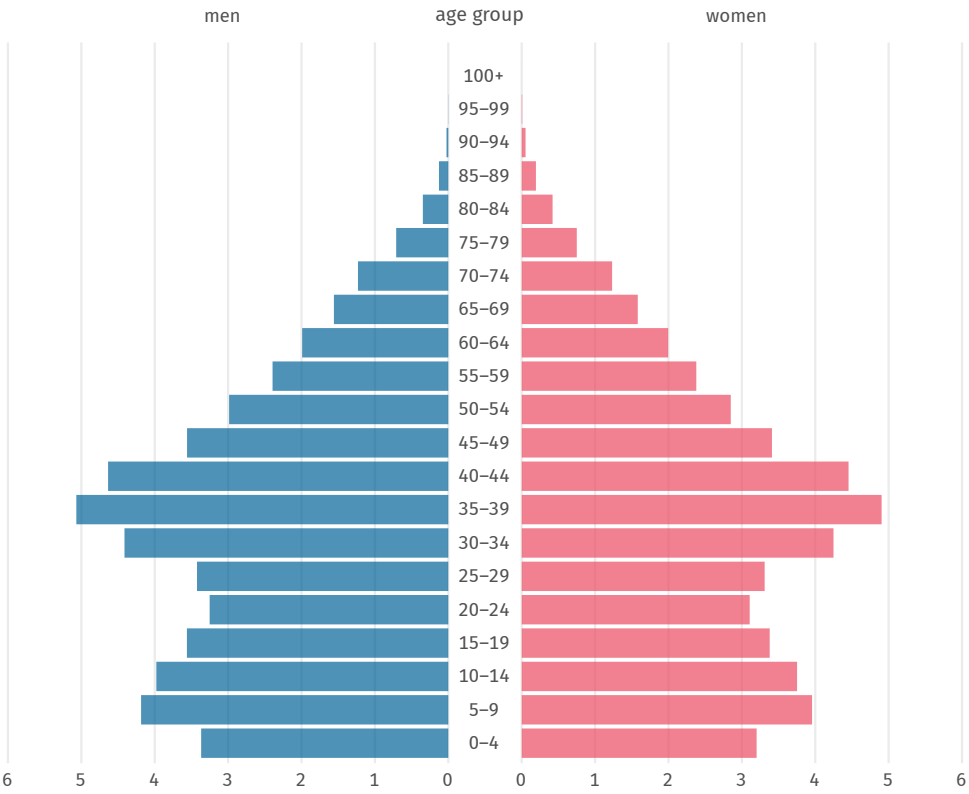


Source: UN-POP

Population by age group  
proportion, %



Population pyramid, 2024  
% of total population





## Health

Practising physicians per 1,000 inhabitants <b>1.5</b> (2018) Source: WHO	Hospital beds per 1,000 inhabitants <b>1.9</b> (2019) Source: WHO	Prevalence of raised blood pressure % <b>19.9</b> (2019) Source: WHO	Prevalence of obesity (BMI >= 30) % <b>24.3</b> (2022) Source: WHO
---	---	--	--



## Education

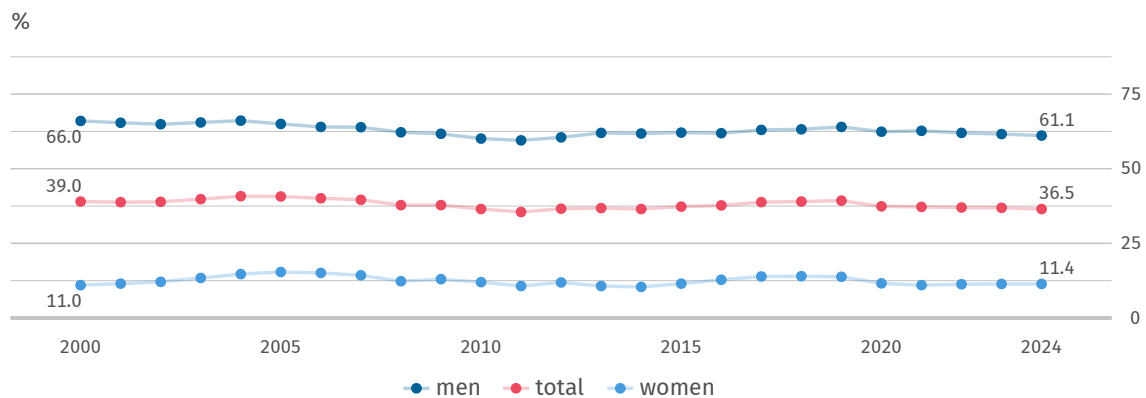
Government expenditure on education % of GDP <b>2.8</b> (2023) Source: UNESCO	Pupil-teacher ratio (primary education) number <b>28.5</b> (2017) Source: UNESCO	Pupil-teacher ratio (secondary education) number <b>19.0</b> (2017) Source: UNESCO	Students (tertiary education) per 100,000 inhabitants <b>3,732</b> (2022) Source: UNESCO*
---	--	--	---



## Labour force

Employment rate (persons aged 15+) % <b>36.5</b> (2024) Source: ILOSTAT	Labour force (persons aged 15+) 1,000 <b>28,574</b> (2024) Source: ILOSTAT	Labour force participation rate (persons aged 15+) % <b>40.2</b> (2024) Source: ILOSTAT	Self-employment (persons aged 15+) % <b>42.5</b> (2023) Source: ILOSTAT
---	--	---	---

Employment rate (persons aged 15+)



Source: ILOSTAT

Employment and gross value added by sector, 2023

%

Employment



Gross value added



■ agriculture, forestry, fisheries ■ industry ■ services ■ not specified

Source for employment: ILOSTAT  
Source for gross value added: UNSD

Unemployment rate  
(persons aged 15+)

%

**9.2**

(2024)

Source: ILOSTAT

Unemployment rate  
(persons aged 15 to 24)

%

**22.8**

(2024)

Source: ILOSTAT

Long-term unemployment rate  
(persons aged 15+)

% of unemployed persons

**94.9**

(2018)

Source: ILOSTAT

Unemployment rate and youth unemployment rate

%



Source: ILOSTAT





## Living conditions

### Human Development Index (HDI)

value (0 low to 1 high)

**0.799**

(2023)

Source: UNDP

### Human Development Index (HDI)

rank (of 193 countries)

**75**

(2023)

Source: UNDP

### Income distribution: Gini coefficient

value (0 to 100; 0=equal distribution)

**35.9**

(2023)

Source: WB-WDI



## Manufacturing

### Index of industrial production

2010=100

No data

Source: IMF-IFS



## Agriculture and forestry

### Change in agricultural production

% since 2000

**+27**

(2023)

Source: FAO\*

### Agricultural land

% of land area

**29.0**

(2023)

Source: FAO\*

### Forest area

% of land area

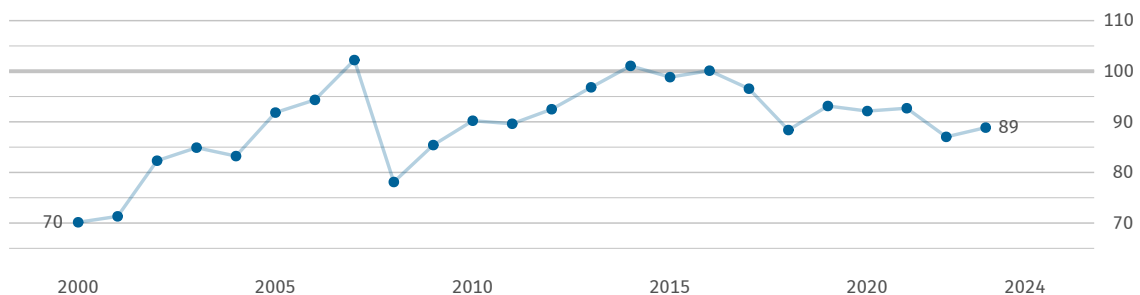
**6.6**

(2023)

Source: FAO\*

### Index of agricultural production

2014 to 2016 = 100



Source: FAO



## Foreign trade

### Export of goods

bn US\$

**80.900**

(2022)

Source: UN Comtrade

### Import of goods

bn US\$

**58.726**

(2022)

Source: UN Comtrade

### Trade balance, goods

bn US\$

**+22.174**

(2022)

Source: UN Comtrade\*

### Export and import of goods

bn US\$



2007, 2008, 2009, 2012: Missing data. Source: UN Comtrade

### Foreign trade balance

bn US\$



2007, 2008, 2009, 2012: Missing data. Source: UN Comtrade

### Goods exported to Germany

mn US\$

**179**

(2022)

Source: UN Comtrade

### Goods exported to Germany

% of all goods exported

**0.2**

(2022)

Source: UN Comtrade\*

### Goods imported from Germany

mn US\$

**1,887**

(2022)

Source: UN Comtrade

### Goods imported from Germany

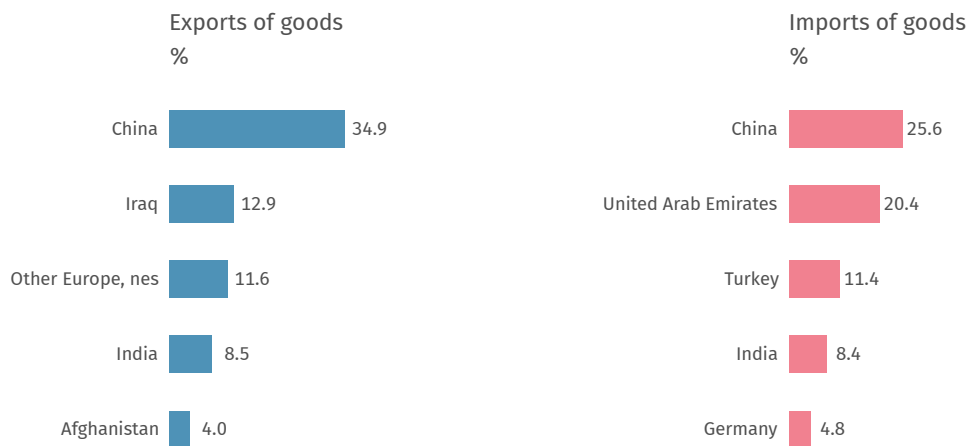
% of all goods imported

**3.2**

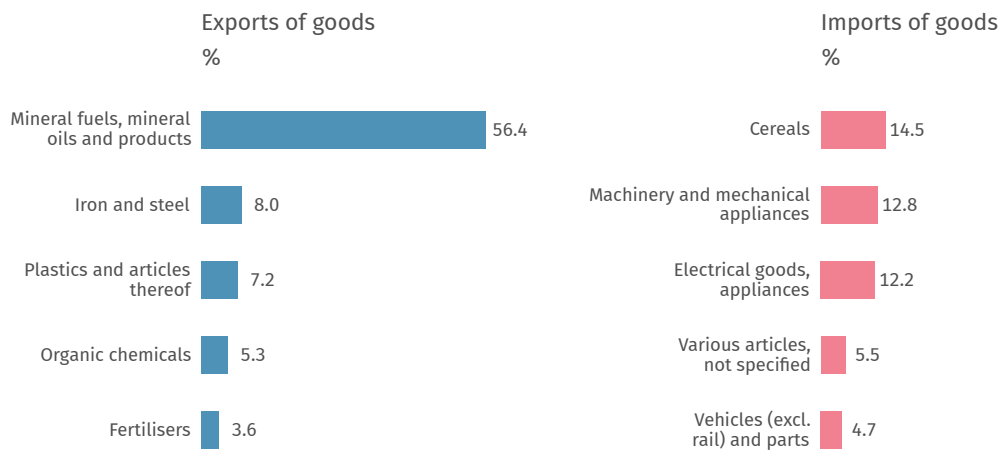
(2022)

Source: UN Comtrade\*

## Main trading partners, 2022



## Main commodities traded, 2022



Source: UN Comtrade\*

Classification of commodities: Harmonized Commodity Description and Coding Systems (HS2).



## Transport

<b>Passenger cars</b> per 1,000 inhabitants <b>159</b> (2020) Source: OICA*	<b>Total rail network</b> km per 1 mn inhabitants <b>107</b> (2021) Source: WB-WDI*	<b>Air transport, passengers</b> per 1,000 inhabitants <b>155</b> (2021) Source: WB-WDI*
---	---	--

### Pump price for gasoline in relation to Germany US\$ per litre



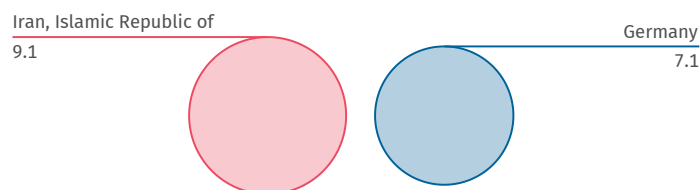
Source: GPP, 2025-09-08



## Environment and energy

<b>Carbon dioxide emissions</b> tonnes per capita <b>9.1</b> (2023) Source: EDGAR	<b>Total primary energy supply</b> kg oil equivalent per capita <b>3,266</b> (2022) Source: WB-WDI	<b>Gross electricity consumption</b> kWh per capita <b>3,664</b> (2022) Source: WB-WDI	<b>Renewable energy</b> % of total final energy consumption <b>0.9</b> (2021) Source: WB-WDI
---	--	--	--

### Carbon dioxide emissions in relation to Germany, 2023 tonnes per capita



Source: EDGAR



## Science, research and technology

Gross domestic  
expenditure on R&D

% of GDP

**0.7**

(2021)

Source: UNESCO

Researchers

per 1 mn inhabitants

**2,240**

(2021)

Source: UNESCO

Resident patent  
applications

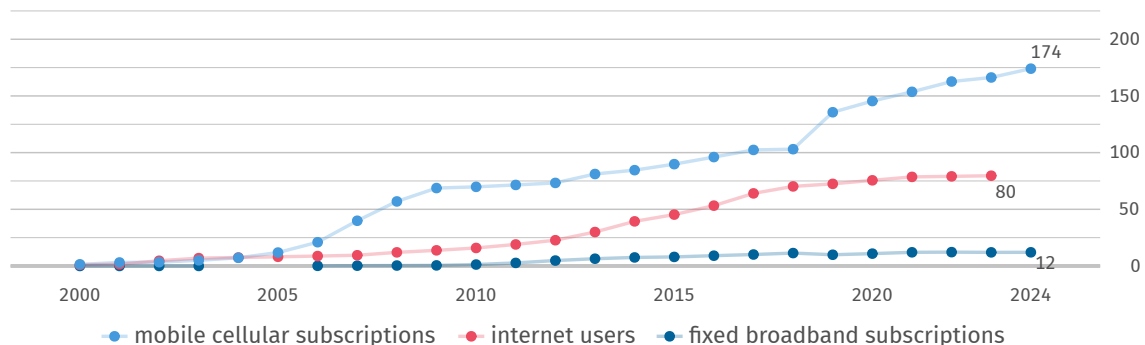
per 1 mn inhabitants

**95**

(2023)

Source: WIPO

Dissemination of communication technology  
per 100 inhabitants



2004, 2005: Missing data. Source: ITU



## Sources

EDGAR	Emissions Database for Global Atmospheric Research, European Commission
FAO	United Nations, Food and Agricultural Organization
GPP	GlobalPetrolPrices.com
ILOSTAT	International Labour Organization, ILOSTAT - Database
IMF-IFS	International Monetary Fund, International Financial Statistics
IMF-WEO	International Monetary Fund, World Economic Outlook
ITU	United Nations, International Telecommunication Union
OICA	International Organization of Motor Vehicle Manufacturers
UN Comtrade	United Nations, Comtrade Database
UNCTAD	United Nations, Conference on Trade and Development
UNDP	United Nations Development Programme
UNESCO	United Nations, Educational, Scientific and Cultural Organization
UNPOP	United Nations, Population Division
UNSD	United Nations, Statistics Division
WB-WDI	World Bank, World Development Indicators
WHO	World Health Organization, Global Health Observatory
WIPO	World Intellectual Property Organization

\* Own calculations based on the original data source.

©nanoline icons by vuuds + Caviar-Premium Icons by Neway Lau, CreativMarket / own adaptation

Statistical country profiles on all UN Member States: [www.destatis.de/countryprofiles](http://www.destatis.de/countryprofiles)